

## Markus MOB Emergency Ladder Type MEL2

The Markus MOB Emergency ladder for boat type MEL2 is two mesh wide ladder designed both for leisure boats and workboats of all types. It is intended to provide a person that has fallen overboard and a rescue swimmer that has to enter the water the possibility to pull the ladder down and climb back on board. When one sails alone or with child or elderly person it is important that the ladder is fastened outside hanging over the side midship. The handle should be hanging down not more than 70 cm above the water, enabling the person in the water to grasp the handle, pull the ladder down and step on the ladder.

The Markus MOB Emergency ladder is also important when the person in the water is in panic and loses the ability to think logical. It can be a risk for rescue swimmer to get near such person in the water. The best solution in such situation may be to throw a line to the person and pull him/her to the ladder and allow the casualty to climb on board.

### Advantages:

- The Markus MOB Emergency Ladder takes little space and can be fastened to a rail or stanchion wire or to special rectangular fastenings which can be glued onto inflatable boats or screwed to boats of rigid construction, such as GRP or aluminum.
- It is possible to pack the ladder with the handle hanging in the recommended height from water
- It is easy to release the ladder both from deck and from the water.
- The Markus MOB Emergency Ladder should be long enough to sink one metre (3 feet) into the water enabling the person in the water to step onto the ladder and use his legs to climb on board.

### Description:

The Markus MOB Emergency Ladder model MEL2 is available in 4 standard lengths. The total length should be the distance from the fastening point to the water level plus one metre (3 feet). The 4 models are:

- MEL2-170 (for boats with 80 cm from fastening point to water).
- MEL2-220 (for boats with 130 cm from fastening point to water).
- MEL2-270 (for boats with 170 cm from fastening point to water).
- MEL2-320 (for boats with 220 cm from fastening point to water).


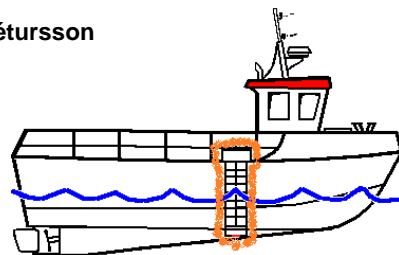
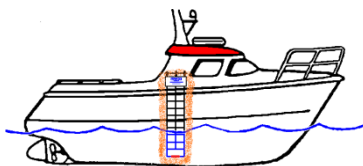
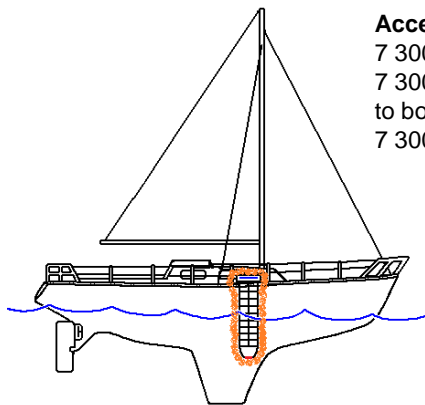
- Tensile strength tested with each buckle loop taking equal load >2500 kg
- Tensile strength test of each mesh >500 kg
- Fastenings: 3 buckle loops with SS buckles.
- Width: 40 cm
- Length: Variable based on model, 170 (68"), 220 (88"), 270 cm (108"), 320 cm (128").
- Material: Polyester webbing with lead inside handle and plastic rods in each step.
- Aluminum bar distribute the load on the fastening buckles.
- Storage cover of PVC/ Polyester fabric.
- Weight: Variable based on model; 800 gr, 900 gr, 1000 gr,

**Location:** Midship on both sides in no danger of the propeller when in down position.

### Accessories:

- 7 300 002 Hypalon patch with SS rectangular link for inflatable boats.
- 7 300 003 SS rectangular link, fastening cleat and two screws to fasten to boats of rigid construction.
- 7 300 005 POM white distance cleat

Design rights: Pétur Th. Pétursson



**Man Overboard safety and rescue is our concern and speciality.**

