

The Markus Rescue Scramble Net is designed for vessels with lifting heights from 2.5 m (8.2') to 10 m (32.8'), with a suitable midship rescue zone. For enhanced safety and efficiency during the recovery of an unconscious person, a light crane system with a 2m boom positioned at the rescue zone can provide valuable support.

Width: 1.2 m (4')

Vertical length: Variable.

Weight: Variable.

Lifting height: Variable.

Important: Add 2 m (6.56') below the waterline to enable MOB's first step.

Methods of use:

1. Climbing (see fit for number of person per unit on page 2)
2. Manual horizontal (parbuckle) lifting by two deck crew,
3. Useable with mechanical hoisting system and short boom.

Other Specifications:

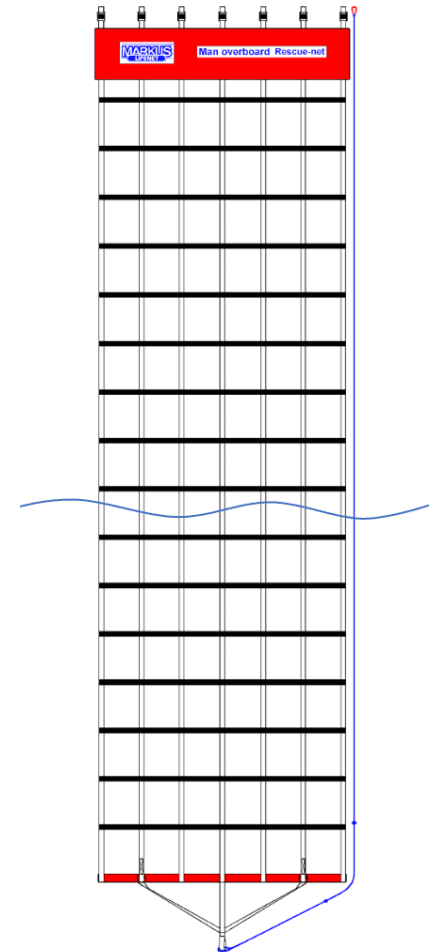
- Stowage diameter: 130 x 45 x 10 cm (52 x 18 x 4 Inches).
- Weight from 9.9 kg to 18.1 kg (21.9 lbs to 18.1 lbs)
- Packing: PVC / Polyester fabric bag. Color: Orange red. White, gray and black are available as special order.
- Made of Polyester webbing, and marine grade rigid plastic and metal parts.
- Comes standard with one knotted pull-in line attached to lower end pipe.

Strength

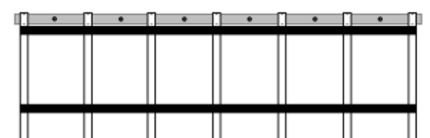
- Tensile strength
 - Each mesh tested in excess of **600 kg**
 - Each vertical webbing tested in excess of **1070 kg**
 - Total tensile strength of SCN6 tested in excess of **7400 kg** with equal load on each vertical fastening webbing loop on the upper end.
 - Lifting line knotted in excess of **770 kg**
- SWL
 - Each mesh is **113 kg**
 - Total SWL of SCN6 is **1246 kg** with equal load on each vertical fastening webbing loop on the upper end.
 - Lifting line knotted in excess of **129 kg**

Documentation

- Made to LSA / SOLAS standard as applicable. Subject to SOLAS-type approval.
- Supplied with Certificate of conformity.



SCN6 Upper end "A" Aluminium Bar version.



SCN6 Upper end "L" Link-pipe version.



Storage and fastening options:

- All nets include 4-7 buckle loops for storage and deployment fastening at the rescue platform.
- Mobile Option One (Default): Fixed with an extra link-pipe with 2 fixed extension ropes and snap hooks.
- Mobile Option Two: Fixed onto rail or fastening eyes with three fixed or adjustable extension ropes and snap hooks.
- Mobile Option Three: Stored indoors in the SCN6 GRP container with extra link pipe

Available SCN6 extra design and extra parts:

Product no. 7350002 - SCN6 Link pipe with 2 extension ropes, each with snap hook.

Product no. 7350003 – SCN6 Link pipe with 2 adjustable ropes and snap hooks.

Product no. 7350035 – SCN6 with aluminum upper bar (does not include buckle loops and PVC cover bag).

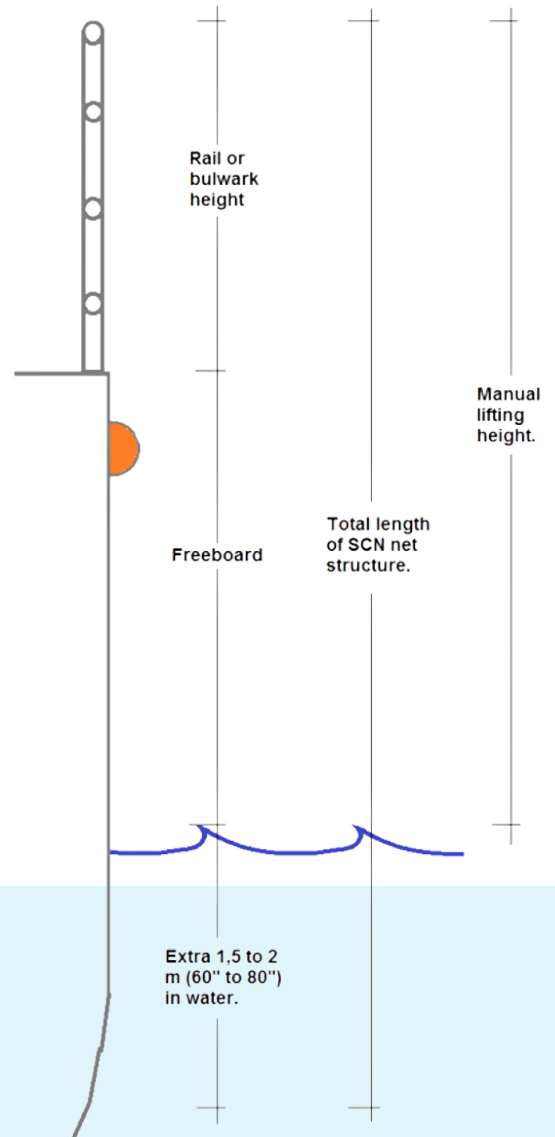
Model Name	Vertical Length in cm (ft)	Suitable for Fixing Length Below	Approximate Weight in kg (lbs)	Number of persons fit for climbing
SCN6-450	450 (14.7)	2.5 m – 3 m	9.9 (21.9)	4
SCN6-500	500 (16.4)	3 m – 3.5 m	10.5 (23)	4
SCN6-550	550 (18)	3.5 m – 4 m	11 (24.2)	4
SCN6-600	600 (19.6)	4 m – 4.5 m	11.6 (25.4)	6
SCN6-650	650 (21.3)	4.5 m – 5 m	12.1 (26.6)	6
SCN6-700	700 (22.9)	5 m – 5.5 m	12.6 (27.8)	6
SCN6-750	750 (24.6)	5.5 m – 6 m	13.2 (29)	6
SCN6-800	800 (26.2)	6 m – 6.5 m	13.7 (30.2)	8
SCN6-850	850 (27.8)	6.5 m – 7 m	14.3 (31.4)	8
SCN6-900	900 (29.5)	7 m – 7.5 m	14.8 (32.6)	8
SCN6-950	950 (31.2)	7.5 m – 8 m	15.4 (33.8)	8

Model Name	Vertical Length in cm (ft)	Suitable for Fixing Length Below	Approximate Weight in kg (lbs)	Number of persons fit for climbing
SCN6-1000	1000 (32.8)	8 m - 8.5 m	15.9 (35)	8
SCN6-1050	1050 (34.4)	8.5 m - 9 m	16.5 (36.2)	8
SCN6-1100	1100 (36)	9 m - 9.5 m	17 (37.4)	8
SCN6-1150	1150 (37.8)	9.5 m - 10 m	17.5 (38.6)	8
SCN6-1200	1200 (39.4)	10 m - 10.5 m	18.1 (39.8)	8

Properly Sizing your Net

Properly sizing your rescue net is crucial for safe and effective vertical climbing and horizontal lifting during an emergency.

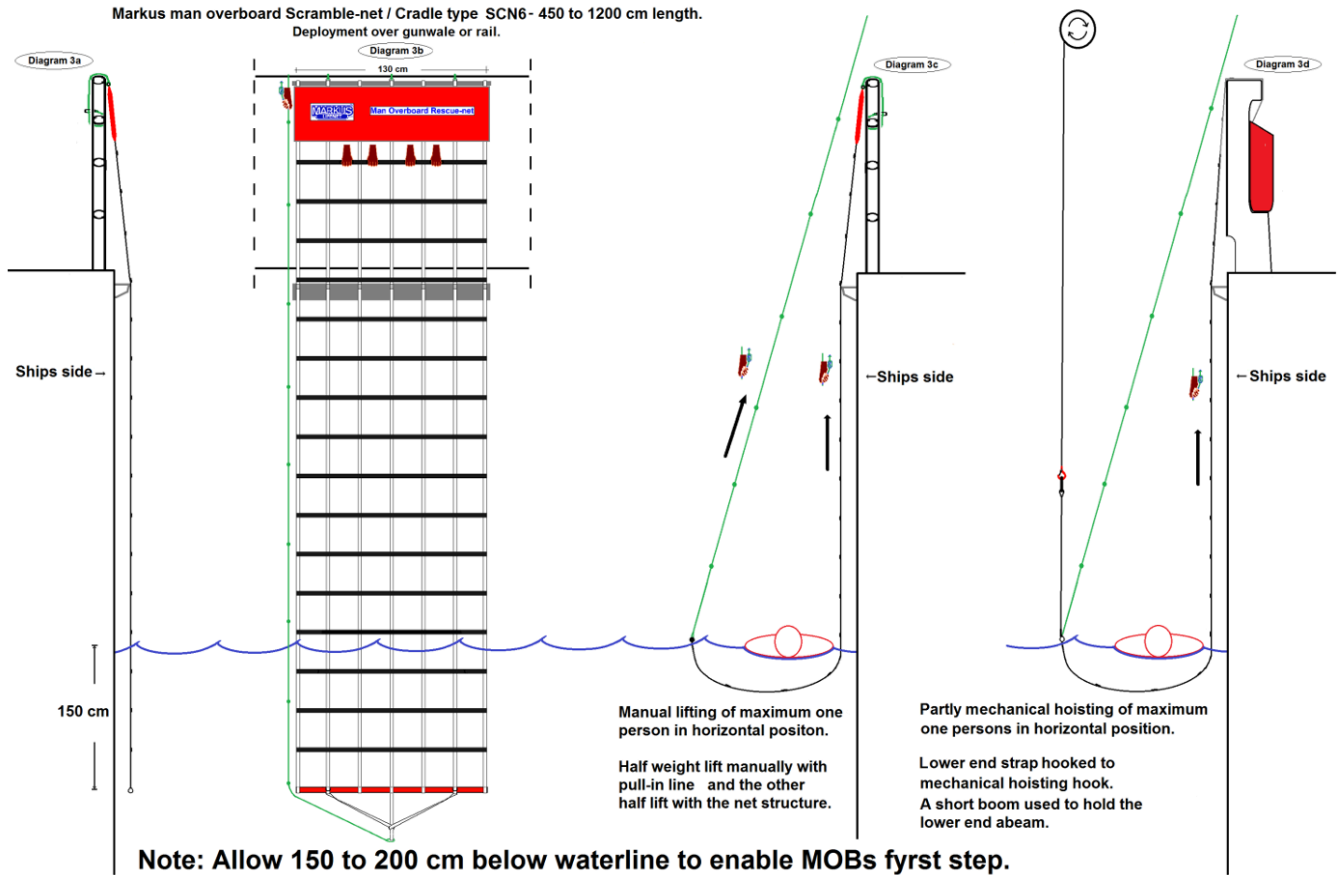
- **Vertical Length:** Measure the distance from the fastening point (e.g., deck or railing) down to the waterline, then add 1.5 to 2 meters.
 - **Important:** This ensures the net extends below the waterline by the recommended amount, allowing an MOB to place their foot securely on the lowest rung and climb to safety.
- **Width:** Select a minimum width of 1.2 meters (4 feet) to provide full spinal support when lifting a person horizontally.
 - **Important:** This width is crucial for safe and effective rescue operations.



[Click Here for Our Net Sizing & Model Guidance](#)

Possibilities and variations of use:

Markus Rescue Scramble Net SCN6 with vertical length over 4 m (13')



Use manually to recover a conscious and active MOB

Throw out a line to the MOB. Other crew members bring a mobile unit to the rescue platform and fasten to fastening eyes inside bulwark or to a rail. Release unit over the side. Pull the MOB to the unit and as the MOB has managed to step onto the net structure and secure his hands to it, lift him simultaneously on board.

Use manually or by crane with SCN6 lower end hoisting strap to secure a rescue swimmer boarding and/or to recover an unconscious MOB.

A rescue swimmer is lowered into the water with a tender line through the hoisting hook. The rescue swimmer will retrieve and position the MOB in the lower end of the net. The rescue swimmer then hooks his harness hoisting ring on the hoisting hook and both of them are hoisted on board (with MOB in horizontal position)